

SULIT



**KEMENTERIAN PENDIDIKAN TINGGI
JABATAN PENDIDIKAN POLITEKNIK DAN KOLEJ KOMUNITI**

**BAHAGIAN PEPERIKSAAN DAN PENILAIAN
JABATAN PENDIDIKAN POLITEKNIK DAN KOLEJ KOMUNITI
KEMENTERIAN PENDIDIKAN TINGGI**

JABATAN KEJURUTERAAN MEKANIKAL

PEPERIKSAAN AKHIR

SESI II : 2022 / 2023

DJJ30103: STRENGTH OF MATERIALS

TARIKH : 20 JUN 2023

MASA : 8.30 PG – 10.30 PG (2 JAM)

Kertas ini mengandungi **TUJUH (7)** halaman bercetak.

Struktur (4 soalan)

Dokumen sokongan yang disertakan : Formula

JANGAN BUKA KERTAS SOALAN INI SEHINGGA DIARAHKAN

(CLO yang tertera hanya sebagai rujukan)

SULIT

INSTRUCTION:

This section consists of **FOUR (4)** questions. Answer **ALL** questions.

ARAHAN:

Bahagian ini mengandungi EMPAT (4) soalan. Jawab SEMUA soalan.

QUESTION 1**SOALAN 1**

- CLO1 (a) Choose **FIVE (5)** types of forces and their effect.
Pilih **LIMA (5)** jenis daya dan kesannya
- [10 marks]
[10 markah]
- CLO1 (b) A composite bar is fixed in series with 108 cm of steel bar and 38 cm of brass bar. A cross sectional area of steel bar is 900 mm² and brass bar is 345 mm². The axial load of 100kN is applied to the bar. Express the value of the total elongation for the composite bar. Given $E_{st} = 200 \text{ GN/m}^2$ and $E_{br} = 100 \text{ GN/m}^2$.
- Sebuah bar dipasang secara bersiri dengan bar keluli 108 cm dan bar loyang 38 cm. Luas keratan rentas bar keluli ialah 900 mm² dan bar loyang ialah 345 mm². Beban paksi 100kN dikenakan pada bar. Dapatkan nilai bagi jumlah pemanjangan bar komposit. Diberi $E_{st} = 200 \text{ GN/m}^2$ and $E_{br} = 100 \text{ GN/m}^2$.*
- [7 marks]
[7 markah]

CLO1

- (c) The **Figure 1(c)** shows a composite bar rigidly fixed at both ends. Calculate the stress that occurs in every bar if the temperature is increased by 50°C .

Rajah 1(c) menunjukkan satu bar majmuk yang pasang tegar pada kedua-dua hujung. Kirakan tegasan yang terhasil pada setiap bar jika suhu naik sebanyak 50°C .

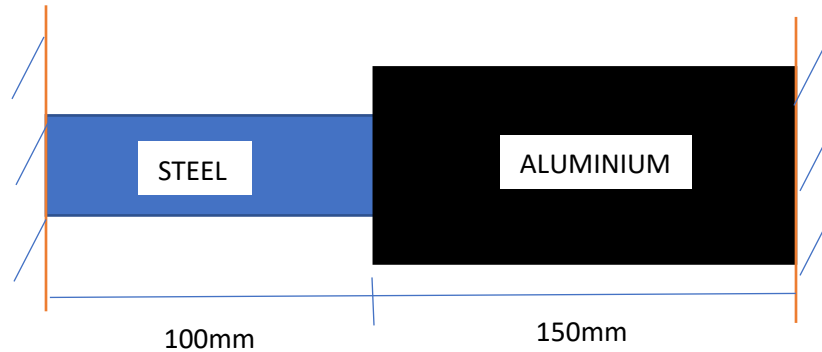


Figure 1(c)/ Rajah 1(c)

Given,

Diberi

$$E_{\text{steel}} = 200 \text{ GN/m}^2 \quad \alpha = 12 \times 10^{-6}/^{\circ}\text{C} \quad \text{Area steel} = 100 \text{ mm}^2$$

$$E_{\text{aluminium}} = 69 \text{ GN/m}^2 \quad \alpha = 23 \times 10^{-6}/^{\circ}\text{C} \quad \text{Area aluminium} = 200 \text{ mm}^2$$

[8 marks]

[8 markah]

QUESTION 2**SOALAN 2**

A beam shown in **Figure 2** is subjected with uniform distributed load and concentrated load.

Satu rasuk seperti dalam **Rajah 2** dikenakan beban teragih seragam dan beban tumpu.

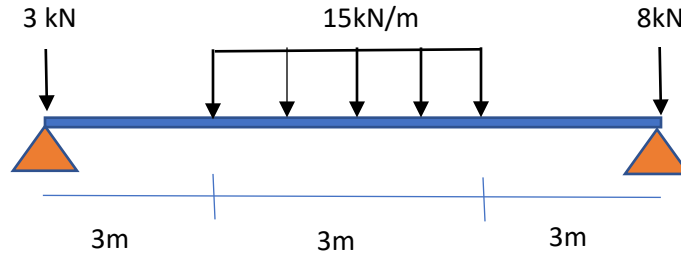


Figure 2/ Rajah 2

- CLO1 a) Express the value of reaction force at support
Nyatakan nilai daya tindak balas di penyokong
- [5 marks]
[5 markah]
- CLO1 b) Calculate shear force value along the beam and sketch shear force diagram
Kirakan nilai daya ricih sepanjang rasuk dan lakar gambarajah daya ricih
- [8 marks]
[8 markah]
- CLO1 c) Calculate the bending moment value along the beam and sketch bending moment diagram
Kirakan nilai momen lentur sepanjang rasuk dan lakar gambarajah momen lentur.
- [8 marks]
[8 markah]

CLO1

- d) Write the maximum moment value and its position
Tuliskan nilai momen maksimum dan kedudukannya.

[4 marks]

[4 markah]

QUESTION 3

SOALAN 3

CLO2

- (a) Name **FIVE (5)** symbol below with their unit.
*Namakan **LIMA (5)** simbol dibawah beserta unitnya*

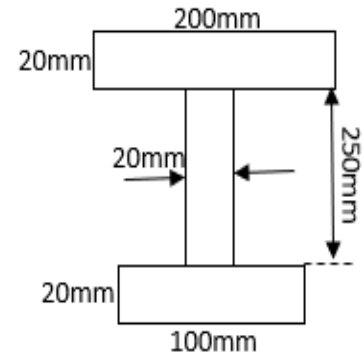

$$\frac{\sigma}{y} = \frac{E}{R} = \frac{M}{I}$$

[5 marks]

[5 markah]

CLO2

- (b) A cantilever beam of 4.0m long supports a load of 30kN. Calculate
Satu rasuk julur 4.0m panjang menyokong beban 30kN. Kirakan



- i) Neutral axis
Paksi Neutral

[5 marks]

[5 markah]

- ii) Second area of moment
Momen Luas kedua

[6 marks]

[6 markah]

- iii) Tensile bending stress
Tegasan lentur maksimum

[3 marks]

[3 markah]

CLO2

- (c) **Figure 3(c)** shows 5m simply supported beam with distributed load of 6kN/m along the beam. Given $EI = 72.917 \text{ kNm}^2$. By using the formula, determine the slope in degree unit at point B is the beam length were **decreased 20%**.

Rajah 3(c) menunjukkan satu rasuk mudah sepanjang 5m dikenakan beban terdistribusi seragam 6kN/m sepanjang rasuk. Diberi $EI = 72.917 \text{ kNm}^2$. Dengan menggunakan formula, Tentukan kecerunan dalam unit darjah di titik B, sekiranya panjang rasuk **berkurang** sebanyak 20%.

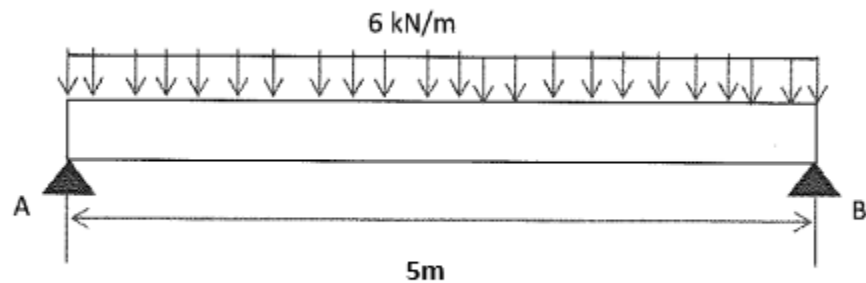


Figure 3(c) /Rajah 3(c)

[6 marks]

[6 markah]

QUESTION 4**SOALAN 4**

CLO1

- (a) State
- FIVE (5)**
- symbols and their unit, for the equation below.

Nyatakan LIMA (5) simbol beserta unitnya bagi persamaan dibawah.

$$\frac{T}{J} = \frac{G\theta}{L} = \frac{\tau}{R}$$

[5 marks]

[5 markah]

CLO1

- (b) A 2m hollow shaft has 80 mm outer diameter with 10mm thickness is subjected to a torque of 200Nm. Given
- $G=70\text{GPa}$
- , express the value of twisting angle for the shaft.

Sebatang 2m aci bergerongga berdiameter luar 80 mm dengan ketebalan 10 mm dikenakan daya kilas sebanyak 200Nm. Diberi $G=70\text{GPa}$. Dapatkan nilai sudut putaran bagi aci.

[8 marks]

[8 markah]

CLO1

- (c) A solid steel shaft of 5m long is stressed at 80MPa when twisted through 0.0698 radian. Using
- $G=83\text{GPa}$
- , Calculate shaft diameter

Sebatang aci padu sepanjang 5m dikenakan tegasan sebanyak 80MPa apabila diputarkan 0.0698 radian. Diberi $G=83\text{GPa}$. Kirakan diameter aci

[5 marks]

[5 markah]

CLO1

- (d) Referring to question 4(c), determine power transmitted by the shaft at 20 rev/min

Tentukan kuasa yang dihantar oleh aci pada 20 ppm

[7 marks]

[7 markah]

SOALAN TAMAT

LIST OF FORMULA DJJ30103 – STRENGTH OF MATERIALS

FORCES ON MATERIALS

1. Safety factor = $\frac{\text{Maximum Stress}}{\text{Work Stress}}$
2. Poisson's Ratio, $\nu = \frac{\text{lateral strain}}{\text{longitudinal strain}}$
3. Percent Elongation = $\frac{\text{Elongation}}{\text{Length}} \times 100 \%$
4. Percent reduction in area = $\frac{A_f - A_o}{A_o} \times 100 \%$
5. Strain Energy, $U = \frac{1}{2} P\Delta L$

THERMAL STRESSES AND COMPOSITE BARS

1. Equation of a parallel composite bar subjected to a temperature change.

$$\frac{\sigma_1}{E_1} + \frac{\sigma_2}{E_2} = (\alpha_2 - \alpha_1) \Delta t$$

2. Equation of a series composite bar subjected to a temperature change.

$$\frac{P_1 L_1}{A_1 E_1} + \frac{P_2 L_2}{A_2 E_2} = \Delta t (\alpha_1 L_1 + \alpha_2 L_2)$$

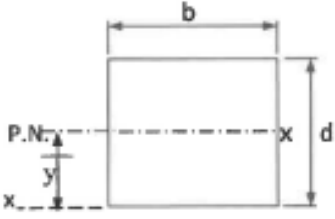
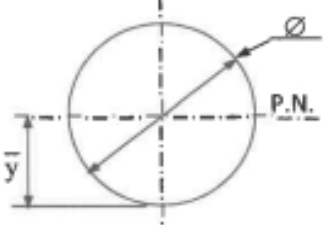
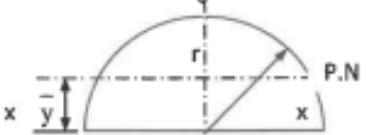
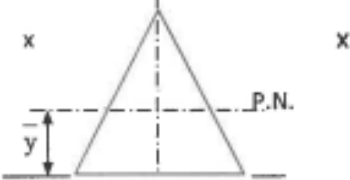
SHEAR FORCES AND BENDING MOMENT

$$\sum M_A \curvearrowright = \left(\sum M_A \right)$$

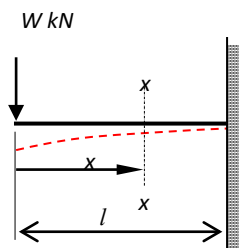
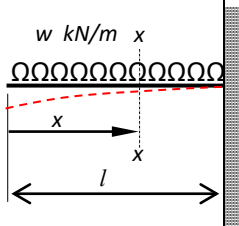
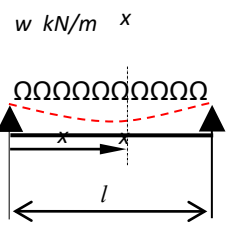
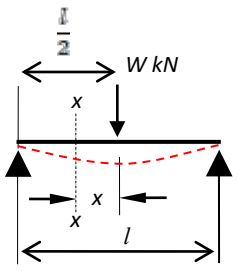
$$\sum F \uparrow = \sum F \downarrow$$

BENDING STRESS

$$\frac{M}{I} = \frac{\sigma}{y} = \frac{E}{R}$$

SHAPE	CENTROID	MOMENT OF INERTIA
	$\bar{x} = b/2$ $\bar{y} = d/2$	$I_{P.N.} = \frac{bd^3}{12}$ $I_{xx} = \frac{bd^3}{3}$
	$\bar{x} = d/2$ $\bar{y} = d/2$	$I_{P.N.} = \frac{\pi d^4}{64} = \frac{\pi r^4}{4}$
	$\bar{y} = \frac{4r}{3\pi}$	$I_{P.N.} = 0.11 r^4$ $I_{xx} = \frac{\pi r^4}{8}$
	$\bar{y} = h/3$	$I_{P.N.} = \frac{bh^3}{36}$ $I_{xx} = \frac{bh^3}{12}$ $I_{yy} = \frac{hb^3}{48}$

BEAM DEFLECTION

Case	$(\Theta_{\max} = dy/dx)$	(y_{\max})
 <p>$W \text{ kN}$</p>	$\frac{Wl^2}{2EI}$	$-\frac{Wl^3}{3EI}$
 <p>$w \text{ kN/m}$</p>	$\frac{wl^3}{6EI}$	$-\frac{wl^4}{8EI}$
 <p>$w \text{ kN/m}$</p>	$\pm \frac{wl^3}{24EI}$	$-\frac{5wl^4}{384EI}$
 <p>$\frac{l}{2}$</p> <p>$W \text{ kN}$</p>	$\pm \frac{Wl^2}{16EI}$	$-\frac{Wl^3}{48EI}$

TORSION OF SHAFT

1. TORSION FORMULA

$$\frac{T}{J} = \frac{\tau}{R} = \frac{G\theta}{L}$$

2. POLAR MOMENT OF INERTIA

$$J = \frac{\pi d^4}{32}$$

3. SERIES COMPOSITE SHAFT

$$T = \frac{G_1\theta J_1}{L_1} = \frac{G_2\theta J_2}{L_2}$$

$$\begin{aligned}\theta_{AC} &= \theta_{AB} + \theta_{BC} \\ &= \frac{T_1 L_1}{G_1 J_1} + \frac{T_2 L_2}{G_2 J_2} \\ &= T \left(\frac{L_1}{G_1 J_1} + \frac{L_2}{G_2 J_2} \right)\end{aligned}$$

4. PARALLEL COMPOSITE SHAFT

$$T = T_1 + T_2$$

$$\theta = \left(\frac{T_1 L_1}{G_1 J_1} \right) = \left(\frac{T_2 L_2}{G_2 J_2} \right)$$