

SULIT



**BAHAGIAN PEPERIKSAAN DAN PENILAIAN
JABATAN PENDIDIKAN POLITEKNIK
KEMENTERIAN PENDIDIKAN TINGGI**

JABATAN KEJURUTERAAN MEKANIKAL

PEPERIKSAAN AKHIR

SESI DISEMBER 2015

DJJ3103 : STRENGTH OF MATERIAL

TARIKH : 13 APRIL 2016

MASA : 2.30 PM – 4.30 PM (2 JAM)

Kertas ini mengandungi **SEMBILAN (9)** halaman bercetak.
Struktur (4 soalan)

Dokumen sokongan yang disertakan : Formula

JANGAN BUKA KERTAS SOALAN INI SEHINGGA DIARAHKAN

(CLO yang tertera hanya sebagai rujukan)

SULIT

INSTRUCTION:

This section consists of **FOUR (4)** questions. Answer **ALL** questions.

ARAHAN :

Bahagian ini mengandungi EMPAT (4) soalan . Jawab SEMUA soalan.

QUESTION 1**SOALAN 1**

CLO 1
C1

- (a) List **FOUR (4)** types of loads with examples
Senaraikan EMPAT (4) jenis beban berserta contoh

[6 marks]

[6 markah]

CLO 1
C2

- (b) Identify the formulas and units of the following terms;
Kenal pasti rumus dan unit bagi terma-terma berikut;

i. Poisson ratio
Nisbah Poisson

ii. Safety factor
Faktor keselamatan

iii. Young Modulus
Modulus Young

[6 marks]

[6 markah]

CLO 1
C3

- (c) The Figure 1(c) shows a compound bar rigidly mounted on each end. Calculate the stress that occurs in every bar if the temperature is lowered to 50°C .
Rajah 1(c) menunjukkan satu bar majmuk yang di ikat tegar pada kedua-dua hujungnya. Kirakan tegasan yang terhasil pada setiap bar jika suhu diturunkan kepada 50°C .

Given;

Diberi;

$$E_{\text{steel}} = 200 \text{ GN/m}^2; \alpha_{\text{steel}} = 12 \times 10^{-6} / ^\circ\text{C}; \text{Area}_{\text{steel}} = 100 \text{ mm}^2$$

$$E_{\text{al}} = 69 \text{ GN/m}^2; \alpha_{\text{al}} = 23 \times 10^{-6} / ^\circ\text{C}; \text{Area}_{\text{al}} = 200 \text{ mm}^2$$

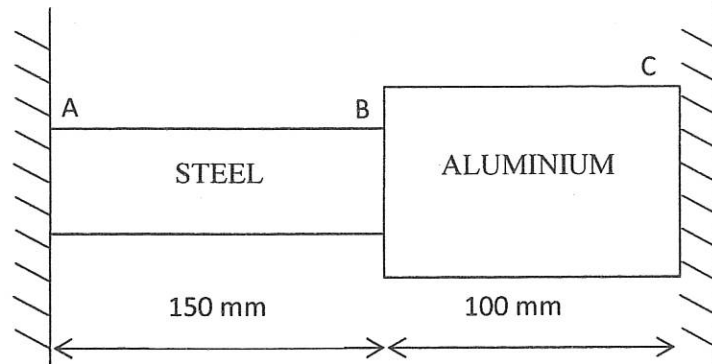


Figure 1(c) / Rajah 1(c)

[13 marks]

[13 markah]

QUESTION 2

SOALAN 2

A beam shown in Figure 2 is subjected with uniform distributed load of 3 kN/m from point A to point C and concentrated load of 8 kN at point D.

Satu rasuk seperti dalam Rajah 2 dikenakan daya 3 kN/m beban teragih seragam dari titik A ke titik C dan beban tumpu sebanyak 8 kN pada titik D.

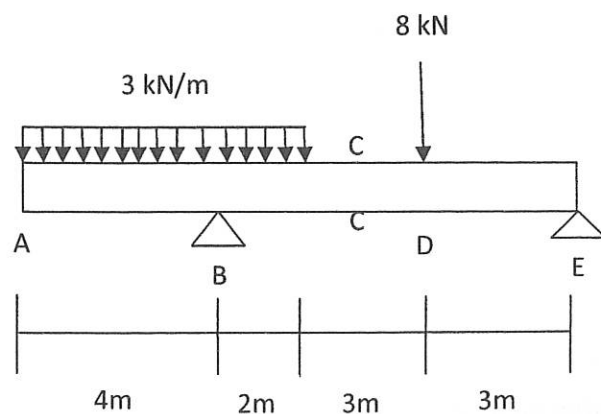


Figure 2 / Rajah 2

CLO 1
C1

- i. Sketch the free body diagram of the beam
Lukiskan gambarajah jasad bebas rasuk

[2 marks]

[2 markah]

CLO 1
C3

- ii. Determine shear force and bending moment at point ABCDE.
Tentukan daya ricih dan momen lentur pada titik ABCDE.

[10 marks]

[10 markah]

CLO2
C3

- iii. Sketch the shear force and bending moment diagram.
Lakarkan gambarajah daya ricih dan momen lentur.

[8 marks]

[8 markah]

CLO1
C4

- iv. Analyze the value of Contraflexure point from point A.
Analisa nilai Titik kontralentur dari titik A.

[5 marks]

[5 markah]

QUESTION 3

SOALAN 3

CLO1
C1

- (a) State the meanings and its units of each symbols for equation below

Nyatakan maksud dan unit bagi setiap simbol – simbol persamaan dibawah

$$\frac{\sigma}{y} = \frac{M}{I} = \frac{E}{R}$$

[7 marks]

[7 markah]

CLO1
C2

(b) Beam AB supports a uniformly distributed load of 6 kN/m with dimensions shown in Figure 3(b). Solve the problems by using the double integration method. Used the given $EI = 72.917 \text{ kNm}^2$.

Rasuk AB dikenakan beban teragih seragam 6 kN/m seperti ditunjukkan di Rajah 3(b). Selesaikan masalah dengan menggunakan kaedah kamiran berganda. Gunakan $EI = 72.917 \text{ kNm}^2$.

i. Determine the equation of elastic curve
Tentukan persamaan lengkungan anjal

[12 marks]

[12 markah]

CLO1
C3

ii. Calculate the slope at end A

Kirakan kecerunan pada penghujung titik A

[6 marks]

[6 markah]

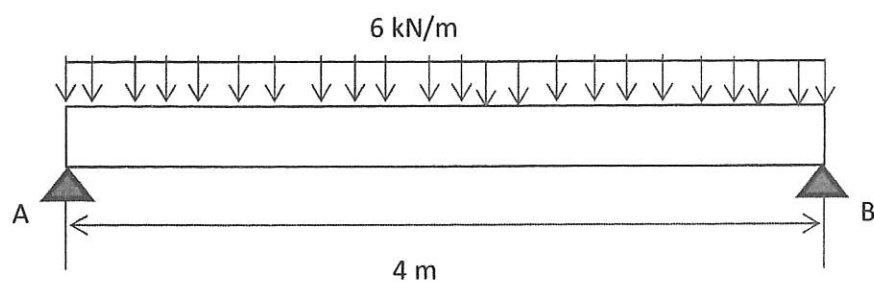


Figure 3(b) / Rajah 3(b)

QUESTION 4

SOALAN 4

CLO1
C1

(a) State the meaning of each symbol and its units.

Nyatakan maksud setiap simbol dan unitnya.

$$\frac{\tau}{R} = \frac{T}{J}$$

[4 marks]

[4 markah]

CLO1
C2

(b) A shaft with a diameter of 60 mm and 0.8 m long is subjected to a torque of 1300N.m. Given $G = 70\text{GPa}$. Determine;

Sebuah aci berdiameter 60mm dan panjang 0.8m dikenakan daya kilas sebanyak 1300N.m. Diberi $G = 70\text{GPa}$. Tentukan;

i. Polar second moment of area of the shaft.

Momen luas kedua kutub aci.

[3 marks]

[3 markah]

ii. Angle of twist for the shaft.

Sudut putaran bagi aci.

[5 marks]

[5 markah]

CLO1
C3

(c) A shaft with a diameter 120mm and 2.5m length is transmitting 50kW power at 600rpm. Calculate:

Sebuah aci berdiameter 120mm dan panjang 2.5m memindahkan kuasa sebanyak 50kW pada 600 ppm. Kirakan:

i. Shear stress induced in the shaft.

Tegasan ricih yang terhasil di dalam aci.

[9 marks]

[9 markah]

ii. Modulus of rigidity of the material, if the twisting angle is 0.0015 rad.

Modulus ketegaran bahan jika sudut putaran adalah 0.0015 rad.

[4 marks]

[4 markah]

SOALAN TAMAT

LIST OF FORMULA DJJ3103-STRENGTH OF MATERIALS

FORCES ON MATERIALS

1. Safety factor = $\frac{\text{Maximum Stress}}{\text{Work Stress}}$
2. Poisson's Ratio, $\nu = \frac{\text{lateral strain}}{\text{longitudinal strain}}$
3. Percent Elongation = $\frac{\text{Elongation}}{\text{Length}} \times 100 \%$
4. Percent reduction in area = $\frac{\text{original cross-sectional area} - \text{area at fracture}}{\text{original cross sectional area}} \times 100 \%$
5. Strain Energy, $U = \frac{1}{2} P\Delta L$

THERMAL STRESSES AND COMPOSITE BARS

1. Equation of a parallel composite bar subjected to a temperature change.

$$\frac{\sigma_1}{E_1} + \frac{\sigma_2}{E_2} = (\alpha_2 - \alpha_1) \Delta t$$

2. Equation of a series composite bar subjected to a temperature change.

$$\frac{P_1 L_1}{A_1 E_1} + \frac{P_2 L_2}{A_2 E_2} = \Delta t (\alpha_1 L_1 + \alpha_2 L_2)$$

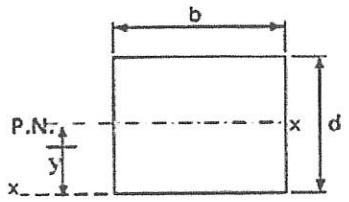
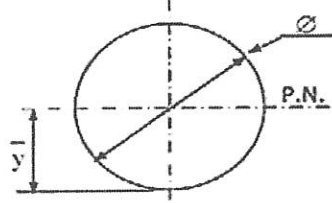
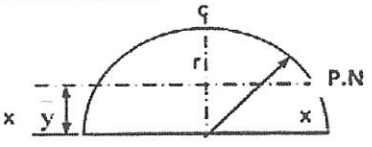
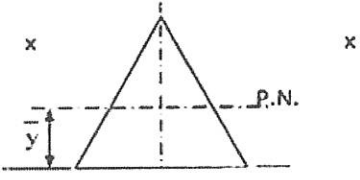
SHEAR FORCES AND BENDING MOMENT

$$\sum M_A = \sum M_A$$

$$\sum F \uparrow = \sum F \downarrow$$

BENDING STRESS

$$\frac{M}{I} = \frac{\sigma}{y} = \frac{E}{R}$$

| SHAPE | CENTROID | MOMENT OF INERTIA |
|---|------------------------------------|--|
|  | $\bar{x} = b/2$ $\bar{y} = d/2$ | $I_{P.N.} = \frac{bd^3}{12}$ $I_{xx} = \frac{bd^3}{3}$ |
|  | $\bar{x} = d/2$ $\bar{y} = d/2$ | $I_{P.N.} = \frac{\pi d^4}{64} = \frac{\pi r^4}{4}$ |
|  | $\bar{y} = \frac{4r}{3\pi}$ | $I_{P.N.} = 0.11 r^4$ $I_{xx} = \frac{\pi r^4}{8}$ |
|  | $\bar{y} = h/3$ | $I_{P.N.} = \frac{bh^3}{36}$ $I_{xx} = \frac{bh^3}{12}$ $I_{yy} = \frac{hb^3}{48}$ |

TORSION OF SHAFT

1. TORSION FORMULA

$$\frac{T}{J} = \frac{\tau}{R} = \frac{G\theta}{L}$$

2. POLAR MOMENT OF INERTIA

$$J = \frac{\pi d^4}{32}$$

3. SERIES COMPOSITE SHAFT

$$T = \frac{G_1 \theta J_1}{L_1} = \frac{G_2 \theta J_2}{L_2}$$

$$\begin{aligned}\theta_{AC} &= \theta_{AB} + \theta_{BC} \\ &= \frac{T_1 L_1}{G_1 J_1} + \frac{T_2 L_2}{G_2 J_2} \\ &= T \left(\frac{L_1}{G_1 J_1} + \frac{L_2}{G_2 J_2} \right)\end{aligned}$$

4. PARALLEL COMPOSITE SHAFT

$$T = T_1 + T_2$$

$$\theta = \left(\frac{T_1 L_1}{G_1 J_1} \right) = \left(\frac{T_2 L_2}{G_2 J_2} \right)$$