

**SULIT**



**BAHAGIAN PEPERIKSAAN DAN PENILAIAN  
JABATAN PENDIDIKAN POLITEKNIK DAN KOLEJ KOMUNITI  
KEMENTERIAN PENGAJIAN TINGGI**

**JABATAN KEJURUTERAAN ELEKTRIKAL**

**PEPERIKSAAN AKHIR**

**SESI II : 2021/2022**

**DJJ30103 / DJJ3103: STRENGTH OF MATERIALS**

**TARIKH : 14 JULAI 2022**

**MASA : 8.30 PAGI – 10.30 PAGI (2 JAM)**

---

Kertas ini mengandungi **TUJUH (7)** halaman bercetak.

Struktur (4 soalan)

Dokumen sokongan yang disertakan : Formula

---

**JANGAN BUKA KERTAS SOALAN INI SEHINGGA DIARAHKAN**

(CLO yang tertera hanya sebagai rujukan)

**SULIT**

**INSTRUCTION:**

This section consists of **FOUR (4)** structured questions. Answer **ALL** questions.

**ARAHAN:**

Bahagian ini mengandungi **EMPAT (4)** soalan berstruktur. Jawab **SEMUA** soalan.

**QUESTION 1****SOALAN 1**

CLO1  
C2

- (a) i. Compare the Modulus Of Elasticity and Modulus Of Rigidity

*Bandingkan Modulus Keanjalan dan Modulus Ketegaran*

[4 marks]

[4 markah]

- ii. A tensile test has been done on a steel rod. The result stress versus strain in tensile test was shown in Figure 1(a). Fill a name of point in box below.

*Ujian tegangan telah dilakukan pada rod keluli. Keputusan tegasan lawan terikan dalam ujian tegangan ditunjukkan dalam Rajah 1(a). Isikan nama titik pada kotak graf di bawah.*

[6 marks]

[6 markah]

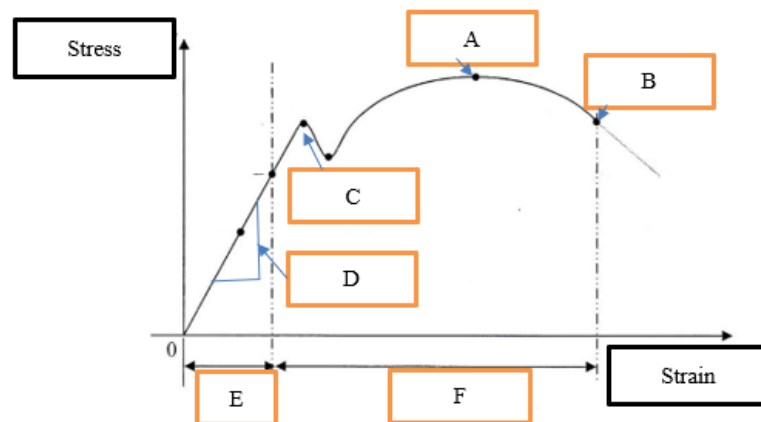


Figure 1(a) / Rajah 1(a)

CLO1  
C2

(b) Express the distribution value of external forces,  $P_A$ ,  $P_B$  and  $P_C$  when the system is in equilibrium for the compound bar of the Series connection.

*Nyatakan nilai agihan daya luaran,  $P_A$ ,  $P_B$  dan  $P_C$  apabila sistem berada dalam keseimbangan bagi bar majmuk sambungan Siri.*

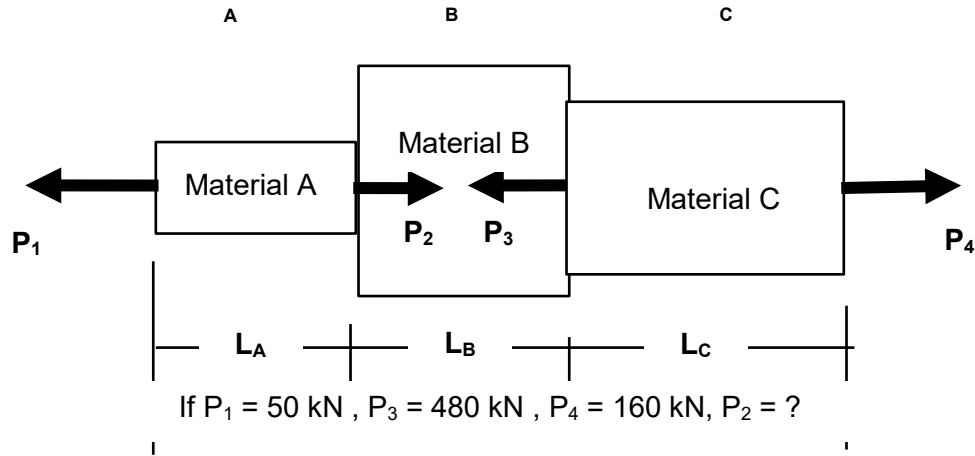


Figure 1(b) / Rajah 1(b)

[7 marks]

[7 markah]

CLO1  
C3

(c) A composite aluminium and steel bar are fixed as series in between walls at temperature  $85^{\circ}\text{C}$ . Aluminium diameter is 50 mm and steel cross sectional area is  $330\text{ mm}^2$ . Steel length is 3 times longer than Aluminium which is 753 mm. If the temperature dropped to  $24^{\circ}\text{C}$ , calculate the stress in each bar.

*Satu komposit aluminium dan bar keluli ditetapkan sebagai sambungan siri di antara dinding pada suhu  $85^{\circ}\text{C}$ . Diameter aluminium ialah 50 mm dan luas keratan rentas keluli ialah  $330\text{ mm}^2$ . Panjang keluli adalah 3 kali lebih panjang daripada aluminium iaitu 753 mm. Jika suhu turun kepada  $24^{\circ}\text{C}$ , hitung tegasan dalam setiap bar.*

Given:  $E_{\text{aluminium}} = 77\text{ GN/m}^2$        $E_{\text{steel}} = 220\text{ GN/m}^2$

$\alpha_{\text{aluminium}} = 23.6 \times 10^{-6} / ^{\circ}\text{C}$        $\alpha_{\text{steel}} = 12.5 \times 10^{-6} / ^{\circ}\text{C}$

Diberi:  $E_{\text{aluminium}} = 77\text{ GN/m}^2$        $E_{\text{steel}} = 220\text{ GN/m}^2$

$\alpha_{\text{aluminium}} = 23.6 \times 10^{-6} / ^{\circ}\text{C}$        $\alpha_{\text{steel}} = 12.5 \times 10^{-6} / ^{\circ}\text{C}$

[8 marks]

[8 markah]

**QUESTION 2****SOALAN 2**

A beam with 14 m length is a simply supported and fixed at both ends. The loads are applied as shown in Figure 2 below.

*Sebatang rasuk dengan panjang 14 m adalah sebuah rasuk mudah disokong dan dipasang pada kedua-dua hujungnya. Beban dikenakan seperti yang ditunjukkan dalam rajah 2 di bawah.*

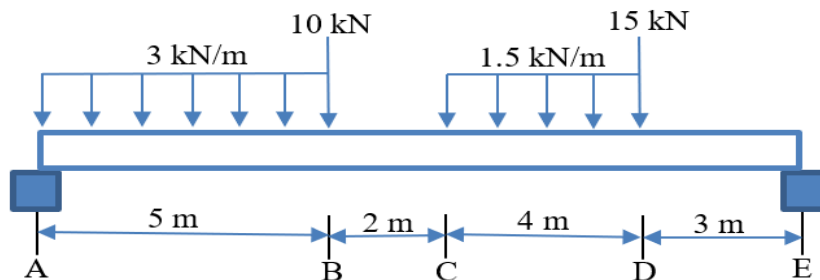


Figure 2 / Rajah 2

CLO1  
C2

- a) Referring to Figure 2, with the aid of free body diagram for the beam, express the value of reaction force.

*Merujuk kepada Rajah 2, dengan bantuan gambarajah badan bebas bagi rasuk, dapatkan nilai daya tindak balas.*

[5 marks]

[5 markah]

CLO1  
C3

- b) Calculate shear force along the beam and sketch the diagram.

*Kira daya ricih di sepanjang rasuk dan lakarkan gambarajah tersebut.*

[8 marks]

[8 markah]

CLO1  
C3

- c) Calculate bending moment along the beam and sketch the diagram

*Kira momen lentur di sepanjang rasuk dan lakarkan gambarajah tersebut*

[8 marks]

[8 markah]

CLO1  
C3

- d) Calculate the maximum bending moment and its position.

*Kira momen lentur maksimum dan kedudukannya.*

[4 marks]

[4 markah]

### QUESTION

#### SOALAN 3

CLO2  
C1

- a) State **FIVE (5)** term from the symbol and its unit for the bending stress equation below.

*Nyatakan **LIMA (5)** istilah simbol dan unitnya bagi persamaan tegasan lentur dibawah.*

$$\frac{M}{I} = \frac{\sigma}{y} = \frac{E}{R}$$

[5 marks]

[5 markah]

CLO2  
C3

- b) Figure 3(b) shows the cross sectional area of the beam for the simply supported beam. Calculate the Natural Axis position and Moment of Inertia of the beam.

*Rajah 3(b) di bawah menunjukkan luas keratan rentas rasuk bagi rasuk yang disokong mudah. Kirakan kedudukan Paksi Natural dan Momen Inersia rasuk tersebut.*

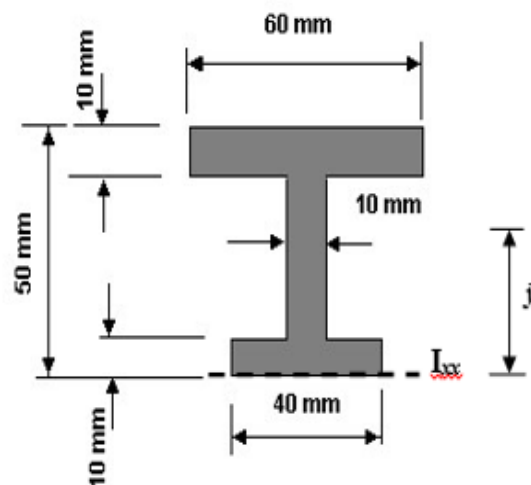


Figure 3(b) / Rajah 3(b)

[14 marks]

[14 markah]

CLO2  
C4

- c) Beam AB supports a uniformly distributed load of 15kN/m and length 0.76m as figure 3(c) below. The beam made from concrete high strength with diameter 46mm and E is 20GPa. Determine the slope and the maximum bending that occurred in the beam.

*Rasuk AB menyokong beban teragih seragam 15kN/m dan panjang 0.76m seperti rajah 3(c) dibawah. Rasuk diperbuat daripada konkrit berkekuatan tinggi dengan diameter 46mm dan E ialah 20GPa. Tentukan kecerunan dan lenturan maksimum yang berlaku didalam rasuk.*

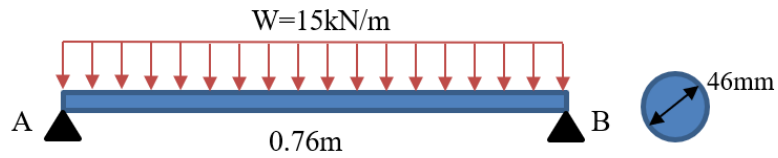


Figure 3(c) / Rajah 3(c)

[6 marks]

[6 markah]

**QUESTION 4****SOALAN 4**CLO1  
C1

- a) State the term from the symbol and its unit for the torsional equation below.

*Nyatakan istilah simbol dan unitnya bagi persamaan kilasan dibawah.*

$$\frac{T}{J} = \frac{G\theta}{L}$$

[5 marks]

[5 markah]

- CLO1  
C2
- b) Explain torque and give **THREE (3)** torque's application in engineering.  
*Jelaskan maksud kilasan dan berikan **TIGA (3)** aplikasi kilasan dalam bidang kejuruteraan.*
- [8 marks]  
[8 markah]
- CLO1  
C3
- c) A shaft with 60mm diameter and 0.8m long is subjected to a torque of 1300Nm. Given  $G=70\text{Gpa}$ . Calculate second polar moment of area and angle of twist of the shaft.  
*Sebuah aci dengan diameter 60mm dan 0.8m panjang dikenakan daya kilasan 1300Nm. Diberikan  $G=70\text{GPa}$ . Kirakan polar momen luas kedua dan sudut pusingan aci.*
- [5 marks]  
[5 markah]
- CLO2  
C4
- d) A shaft with diameter 120mm and 2.5m length is transmitting 50kW power at 600rpm. Determine Shear stress induced in the shaft.  
*Sebuah aci dengan diameter 120mm dan 2.5m panjang menghantar 50kW kuasa pada 600rpm. Tentukan Tegasan ricih yang berlaku didalam aci.*
- [7 marks]  
[7 markah]

**SOALAN TAMAT**

## LIST OF FORMULA 30103 - STRENGTH OF MATERIALS

### FORCES ON MATERIALS

1. Safety factor =  $\frac{\text{Maximum Stress}}{\text{Work Stress}}$
2. Poisson's Ratio,  $\nu = \frac{\text{lateral strain}}{\text{longitudinal strain}}$
3. Percent Elongation =  $\frac{\text{Elongation}}{\text{Length}} \times 100 \%$
4. Percent reduction in area =  $\frac{A_f - A_o}{A_o} \times 100 \%$
5. Strain Energy,  $U = \frac{1}{2} P\Delta L$

### THERMAL STRESSES AND COMPOSITE BARS

1. Equation of a parallel composite bar subjected to a temperature change.  
$$\frac{\sigma_1}{E_1} + \frac{\sigma_2}{E_2} = (\alpha_2 - \alpha_1) \Delta t$$
2. Equation of a series composite bar subjected to a temperature change.  
$$\frac{P_1 L_1}{A_1 E_1} + \frac{P_2 L_2}{A_2 E_2} = \Delta t (\alpha_1 L_1 + \alpha_2 L_2)$$

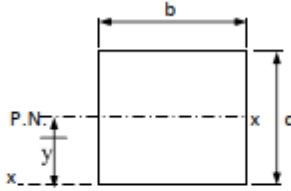
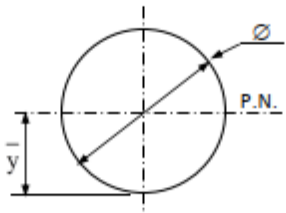
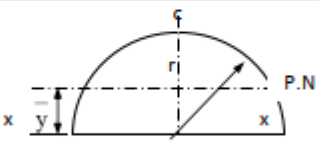
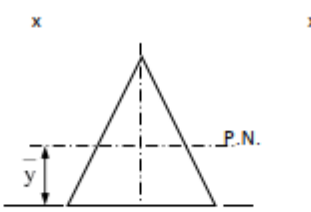
### SHEAR FORCES AND BENDING MOMENT

$$\sum M_{\downarrow} = \sum M_{\uparrow}$$
$$\sum F_{\uparrow} = \sum F_{\downarrow}$$



**BENDING STRESS**

$$\frac{M}{I} = \frac{\sigma}{y} = \frac{E}{R}$$

SHAPE	CENTROID	MOMENT OF INERTIA
	$\bar{x} = b/2$ $\bar{y} = d/2$	$I_{P.N.} = \frac{bd^3}{12}$ $I_{xx} = \frac{bd^3}{3}$
	$\bar{x} = d/2$ $\bar{y} = d/2$	$I_{P.N.} = \frac{\pi d^4}{64} = \frac{\pi r^4}{4}$
	$\bar{y} = \frac{4r}{3\pi}$	$I_{P.N.} = 0.11r^4$ $I_{xx} = \frac{\pi r^4}{8}$
	$\bar{y} = h/3$	$I_{P.N.} = \frac{bh^3}{36}$ $I_{xx} = \frac{bh^3}{12}$ $I_{yy} = \frac{hb^3}{48}$

## TORSION OF SHAFT

### 1. TORSION FORMULA

$$\frac{T}{J} = \frac{\tau}{R} = \frac{G\theta}{L}$$

### 2. POLAR MOMENT OF INERTIA

$$J = \frac{\pi d^4}{32}$$

### 3. SERIES COMPOSITE SHAFT

$$T = \frac{G_1\theta J_1}{L_1} = \frac{G_2\theta J_2}{L_2}$$

$$\begin{aligned}\theta_{AC} &= \theta_{AB} + \theta_{BC} \\ &= \frac{T_1 L_1}{G_1 J_1} + \frac{T_2 L_2}{G_2 J_2} \\ &= T \left( \frac{L_1}{G_1 J_1} + \frac{L_2}{G_2 J_2} \right)\end{aligned}$$

### 4. PARALLEL COMPOSITE SHAFT

$$T = T_1 + T_2$$

$$\theta = \left( \frac{T_1 L_1}{G_1 J_1} \right) = \left( \frac{T_2 L_2}{G_2 J_2} \right)$$